

VERMONT  CASTINGS™

DIRECT VENT GAS STOVES

Available IntelliFire®
app and voice control



TRUE CRAFTSMANSHIP

Vermont Castings was founded on the belief that the stately beauty of cast iron could be combined with the simple utility of wood heat, to craft stoves of value and enduring beauty.

Among the vibrant hills and silver waters of the Green Mountain State is one constant: the promise of American craftsmanship. This is where day after day, year after year, the proud people of Vermont Castings craft each stove with hand and heart.

Vermont Castings provides more than heat. It's the warmth that unites. The timeless designs and furniture-quality finish set the scene for intimate memories. No detail is too small, no element insignificant. This is true craftsmanship.

VERMONT  **CASTINGS™**





RADIANCE

DIRECT VENT GAS STOVE



IntelliFire Touch®
Technology Available

KEY FEATURES



Timeless cast iron styling with a furniture-quality finish



Durable cast iron firebox



Lifelike ember bed for a realistic look and glow



No power, no problem; standing pilot models available



STARDANCE

DIRECT VENT GAS STOVE



IntelliFire Touch
Technology Available

KEY FEATURES



Timeless cast iron styling with a furniture-quality finish



Durable cast iron firebox



Lifelike ember bed for a realistic look and glow



No power, no problem; standing pilot models available



INTREPID

DIRECT VENT GAS STOVE



IntelliFire Touch
Technology Available

KEY FEATURES



Timeless cast iron styling with a furniture-quality finish



Durable cast iron firebox



Lifelike ember bed for a realistic look and glow



No power, no problem; standing pilot models available



GAS STOVE TECHNOLOGIES

DIRECT VENT TECHNOLOGY With Direct Vent Technology, your stove can use outside air for combustion, expelling 100% of the combustion exhaust and by-products.

INTELLIFIRE TOUCH IGNITION SYSTEM IntelliFire Touch (IFT) is our most advanced intermittent-pilot ignition (IPI) system, making operating your appliance simple, smart and safe.

STANDING PILOT IGNITION SYSTEM No power no problem; the pilot stays on all the time and generates enough voltage to run the stove.

STOVE CONTROLS

CONTROLS FOR INTELLIFIRE TOUCH MODELS



Standard Touchscreen Remote

Features: on/off, flame height adjustment, fan speed, lights adjustment, thermostat mode, room temperature readout, child lock, timer mode, battery backup, cold climate mode, wall docking station (fan and lights are dependent on your stove).



Optional IntelliFire® App

All the features of a remote control with an app installed on your smart device. Monitor your fire from anywhere or even control it with the sound of your voice. IntelliFire is compatible with voice assistants Amazon Alexa and Google Assistant.

CONTROLS FOR STANDING PILOT MODELS (ALL OPTIONAL)



Touchscreen Thermostat Remote

Features: large LCD display, touch screen technology, thermostatic control mode, six-hour timer mode sleep mode to save battery, slide function for fast operation, LCD backlight, optional wall mount, battery receiver



On/Off Remote

Features: on/off remote control, signal indicator, battery receiver

STOVE FINISHES


Color choices complete the look of your stove.



CLASSIC BLACK



BORDEAUX ENAMEL



MAJOLICA BROWN ENAMEL
Radiance and Stardance Only

ADDITIONAL OPTIONS

WARMING SHELVES Stylish, yet practical.



Radiance



Stardance



Intrepid

VARIABLE SPEED FAN KIT
to better distribute heat in your space. Fan comes standard on IntelliFire Touch (IFT) models.



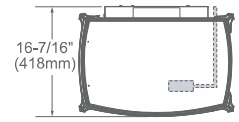
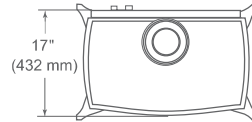
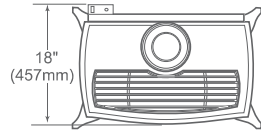
SPECIFICATIONS

RADIANCE

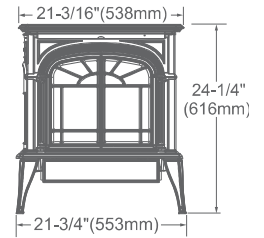
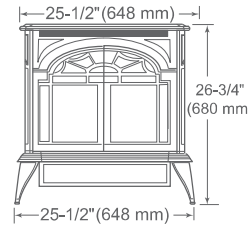
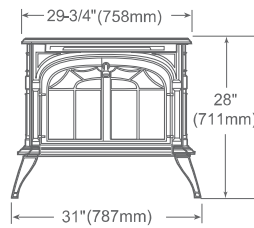
STARDANCE

INTREPID

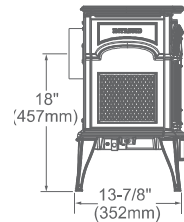

Top



Front



Side



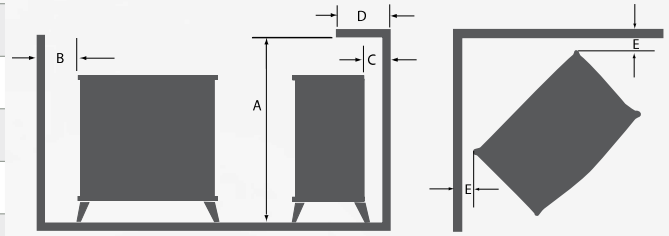
Peak BTU/hr Input	25,000 - 38,000 (NG) / 25,000 - 36,000 (LP)	20,000 - 28,000 (NG/LP)	12,000 - 17,500 (NG) / 12,000 - 16,000 (LP)
Heating Capacity	1,100 - 1,700 sq ft	700 - 1,200 sq ft	400 - 1,000 sq ft
Glass Size	23-7/8" x 15-3/4"	19" x 16-7/8"	16-7/8" x 12-5/8"
Energuidе CSA P4.1-15	63%	58%	64%
U.S. Efficiency Steady State	82%	81%	80%
U.S. Efficiency AFUE	68%	67%	77%
Actual Weight	350 lbs	202 lbs	195 lbs
Flue Size	6-5/8"	6-5/8"	6-5/8"
Venting	Top	Top	Rear

CLEARANCES

INSTALLATION:
Normal Clearance
Requirements

RADIANCE STARDANCE INTREPID

	RADIANCE	STARDANCE	INTREPID
(A) TO CEILING	72" (1830 mm)	72" (1830 mm)	72" (1830 mm)
(B) TO SIDE WALL	6" (150 mm)	4" (102 mm)	2" (51 mm)
(C) TO REAR WALL	4" (102 mm)	4" (102 mm)	4" (102 mm)
(D) MAX ALCOVE DEPTH	48" (1220 mm)	48" (1220 mm)	48" (1220 mm)
(E) TO SIDE WALL CORNER	6" (150 mm)	4" (102 mm)	2" (51 mm)



Hearth Requirements

The stove must be installed on rigid flooring. When the heater is installed directly on any combustible surface other than wood flooring, a metal or wood panel extending the full width and depth of the unit must be used as the hearth. There are no other hearth requirements.

Minimum clearances to combustible materials in inches. Maintain clearance (empty space) between combustible materials and the heater as specified below for the appropriate model.

VERMONT  CASTINGS™

vermontcastings.com

LIMITED LIFETIME WARRANTY

The strongest in the industry, Vermont Castings provides a limited lifetime warranty on the most important aspects: firebox and heat exchanger. For full warranty details go to VermontCastings.com.

IMPORTANT - READ BEFORE YOU INSTALL! - Refer to the Owner/Installation Manual for complete clearance requirements and specifications. The images and descriptions in this brochure are provided to assist you in product selection only. Vermont Castings is a registered trademark of Hearth & Home Technologies. Product specifications and pricing subject to change without notice. Fireplace, stove and insert surfaces get extremely HOT and can cause burns if touched. Keep a safe distance away. To learn more visit www.vermontcastings.com/fireplacesafety. ©2020 Hearth & Home Technologies®, All rights reserved. Google and Google Home are trademarks of Google LLC. Amazon, Alexa, and all related logos are trademarks of Amazon.com, Inc. or its affiliates.

VMT-1013U-0222