




Aluminum Shiplap Wall Panels + Woodgrain Floating Shelf



WALLS
SHELVES
MANTELS



 **stollindustries**
from the heart of a craftsman

stollindustries.com



FORGING PARTNERSHIPS SINCE 1969.

Stoll Fireplace, Inc. was established in 1969 when Mr. William Stoll designed and hand-crafted a custom screen for his South Carolina home. Mr. Stoll's Christian values continue to be the guiding principles of the company's ethical standards and customer satisfaction.

Stoll Industries was formed after a lasting and successful tenure in the fireplace industry. Using their expertise in metal works, Stoll Fireplace, Inc. decided to broaden their custom metal designs to feature cabinets, walls, doors, drawers and backsplashes.

Today, the 3rd generation of the family continues to build on Stoll's reputation in the industry for innovation, customer support, and quality hand-crafted products for the home.

Our Mission:

To be **intentional** in our actions, building an environment of **honesty** and **faith** that creates a platform for **God** in the workplace.



PROUDLY MADE IN THE USA.

Our wide range of products can be found in the finest specialty stores and design centers throughout the US and Canada.



Fireplace Doors & Accessories



Shelves




Wall Systems



Cabinet Facings



Range Hoods



Backsplashes



153 hwy 201 / abbeville, sc 29620
www.stollindustries.com





Contents:

Metal Wall Panels

Decorative metal wall cladding systems

4

Aluminum Shiplap

8

Dimensional Wall

9

Floating Shelves

Non-combustible metal floating shelves

10

Transitional Shelf

14

Woodgrain Shelf

15

Build-Out-Kits

Choose from a variety of custom finishes

16

Metal Finishes

Choose from a variety of custom finishes

18

Glass Fireplace Doors and accessories

For more information, please visit stollindustries.com



Horizontal Layout

Our horizontal panels create strong lines and shadows that compliment the trendy linear design. These panels can be made as narrow or as wide as the desired style.



Accents

Add depth & style while hiding seams between panels.



Customizable

Custom made to any size within 5'x10' panels



Over 20 Finishes

Standard or premium options
(see p.22 for more)




Built Strong

High quality 1/8" sheets fabricated through a rolling process of temperatures over 1000°F



Wall - Hot Roll Natural finish with Rivets + Banding
Fireplace Door - Sliding in Industrial Black finish



Tiled Layout

Individually cut in proportion to the wall or space being covered, each tile has a precise laser cut edge, and are placed close together resulting in tight joints and clean lines.



Accents

Add depth & style while hiding seams between panels.



Customizable

Custom made to any size within 5'x10' panels




Over 20 Finishes

Standard or premium options
(see p.22 for more)




Built Strong

High quality 1/8" sheets fabricated through a rolling process of temperatures over 1000°F



Wall - Industrial Black finish



Vertical Layout

Visually heighten the feel of the room with our clean vertical design.

The rich texture of our powdercoat and hand-finished premium finishes reduce the need for additional artwork.



Accents

Add depth & style while hiding seams between panels.



Customizable

Custom made to any size within 5'x10' panels



Over 20 Finishes

Standard or premium options
(see p.22 for more)



Built Strong

High quality 1/8" sheets fabricated through a rolling process of temperatures over 1000°F



Post Trim Upgrade

- Add depth & style
- Hide Seams

Wall - Industrial Black finish • Floating Shelf with Industrial Brackets
Fireplace Door - Industrial in Textured Black finish • Industrial 1800 Toolset



Four-Panel Layout

Make a statement with the smooth, clean look of our four panel design.

Each wall is strategically designed by our C.A.D. team to best fit your room and setting.



Accents

Add depth & style while hiding seams between panels.



Customizable

Custom made to any size within 5'x10' panels



Over 20 Finishes

Standard or premium options
(see p.22 for more)




Built Strong

High quality 1/8" sheets fabricated through a rolling process of temperatures over 1000°F



Wall - Antique Steel finish
Fireplace Door - Nolita in Bright Nickel finish



Aluminum Shiplap

A non-combustible metal solution for the extremely popular wooden shiplap look.

Other benefits include weather resistance for outdoor applications, and ease of install!



Customizable

5" panels, custom made to your desired width



Over 20 Finishes

Standard or premium options
(see p.22 for more)

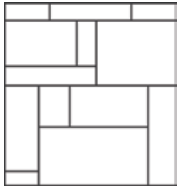


Built Strong

High quality 1/8" sheets fabricated through a rolling process of temperatures over 1000°F



Wall - White Shiplap + Woodgrain Floating Shelf
Fireplace Door - Original in Textured Black finish • Toolset • Ring Log Holder



Dimensional Layout

An innovative mounting system allows for this unique design, which combines tiled panels of different sizes for a distinct modern look.



Customizable

Custom made to any size
within 5'x10' panels




Over 20 Finishes

Standard or premium options
(see p.22 for more)



Built Strong

High quality 1/8" sheets fabricated
through a rolling process
of temperatures over 1000°F



Wall - Antique Red finish
Fireplace Door - Nolita in Brite Nickel finish

Shelves

Floating shelves are a popular décor concept, and no one does it as well as Stoll. Our endless design and color options, combined with our simple installation, make our metal shelves the perfect accent to any room.

Our shelves are non-combustible, and provide protection for your entertainment center, while accenting your fireplace setting. Use our stainless steel shelves to add a modern, contemporary touch to your room, or for all outdoor applications.



Non-Combustible

Can go over fireplaces, stoves or just about anywhere!



Simple Installation

Two-piece construction allows for quick and easy installation.



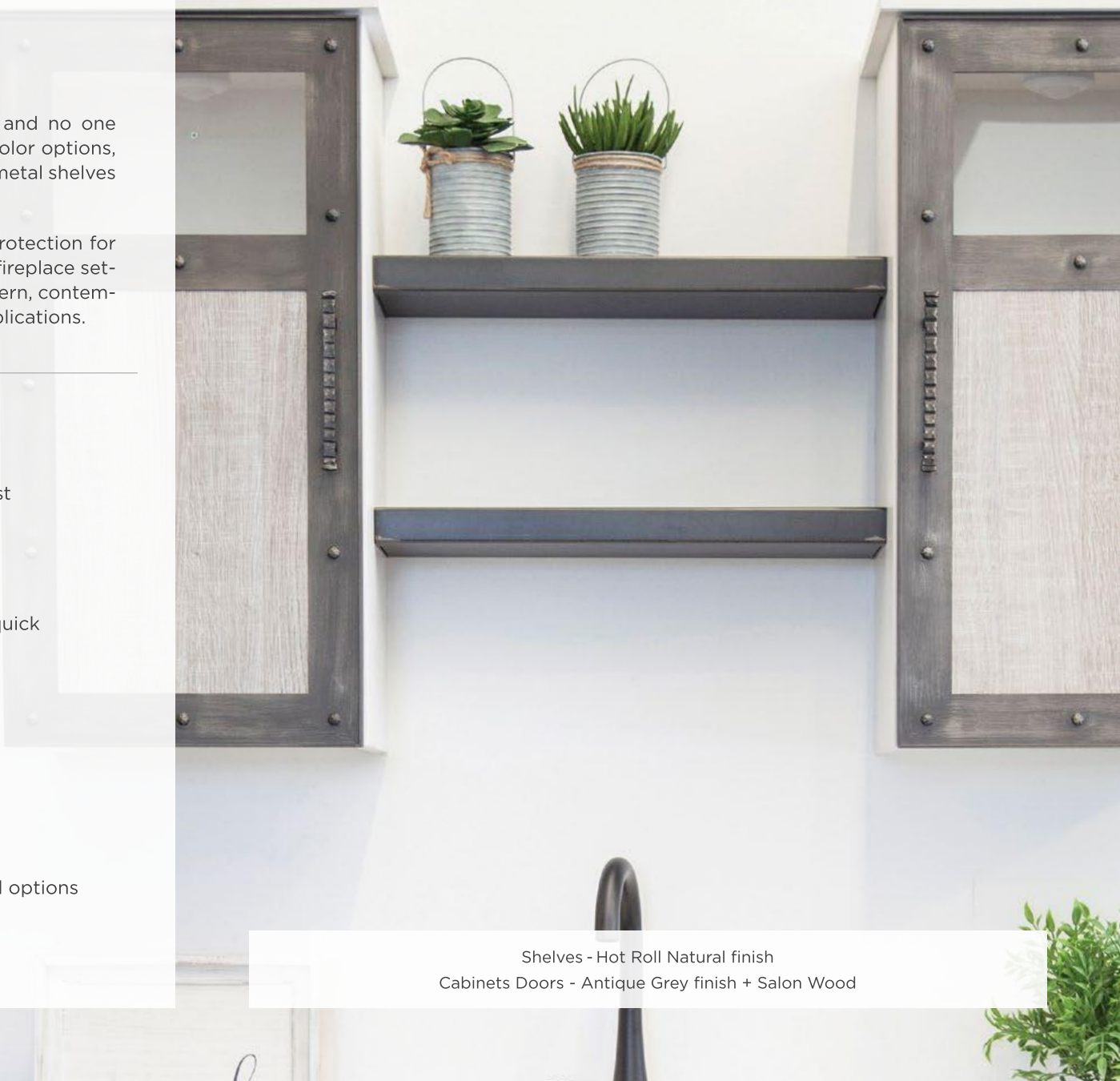
Customizable

Custom sizes, lengths, and styles



Finishes

Available in a variety of finishes and options



Shelves - Hot Roll Natural finish
Cabinets Doors - Antique Grey finish + Salon Wood

Decorative Banding

Choose from 3 of our banding styles. Accented with rivets or our two-step hammering process, our hand-crafted banding wraps around and enhances the beauty of your shelf.



Blacksmith



Aged Iron



Old World

Decorative Brackets

Highlight your shelf with one of our faux support brackets. These brackets are conveniently attached to the shelf, and do not require wall anchoring.



Square



Industrial

Bluetooth Package

Features LED lighting and bluetooth speaker options.




LED Lighting & Speaker



Led Lighting only



Shelves - Industrial Black finish • Shiplap Wall - White
Range Hood - Brushed Black finish • Countertop - Hot Roll Natural finish



Shelf - Antique Grey finish + Aged Banding

Transitional Shelf

Adding the rustic beauty of wood inserts to our existing metal shelf creates a transitional style that combines rustic and traditional together.

Works in a large variety of decor settings.



Customizable

Custom sizes, lengths, and styles



Finishes & Inserts

Choose from a variety of finishes, accents and even wood inserts (*metal finishes, p.22*)



Engadina



Espresso



Salon



Shelf - Antique Grey finish + Salon Wood Insert
Wall Panels - Antique Steel finish

Woodgrain Shelf

Featuring a state of the art process, these metal shelves provide a wood grain look, while retaining all of the benefits of a metal shelf, such as non-combustibility.



Customizable

Custom sizes, lengths, and styles

Shelf - Woodgrain finish

Fireplace Build-Out Kits

Looking to add a fireplace to your room, but don't have an existing chimney or fireplace? Look no further than our Build-out Kits. Choose from four pre-designed kits, each offering unique features and accents. Want to order a custom size, remove a shadow box, or use your own non-vented firebox? All of this is possible and more with Stoll's Build-out Kits.



Customizable

4 standard packages available, or customize your own.



Finishes & Inserts

Choose from a variety of finishes, accents (*finishes p.22*)



Mantel, Trim & Fireplace - Antique Grey finish
Surround - Antique Steel finish

Put a fireplace almost anywhere!



Fireplace Cabinet

Choose from one of our pre-designed package sizes, or provide custom specifications.



Facing / Surround

Pick your own color to perfectly accent your living space.



Accents & More!

Each kit features unique accents: Shelves, shadow boxes, corner posts, and additional accents to suite your style.



Choose a Fireplace

Choose from one of our electric fireplaces, or provide your own electric/non-vented fireplace.

Available in 2 Packages

Choose the package that fits your space and customize with accents & more.

Essential



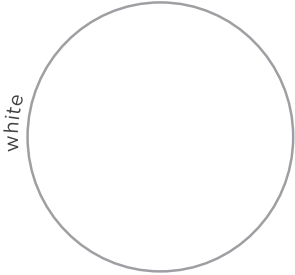
Summit




For more information

visit stollindustries.com/build-out-kit

Standard Powder Coat Options Our powder coat process offers a durable, lasting finish.




white




matte black




textured black




charcoal




silver mist



aspire rust




bronzed iron



weathered brown



vintage vein



copper vein










silver vein

Finishes shown for reference only, contact your dealer for samples and displays.



Premium Powder Coat Options* Our two-step hand-finished process makes each finished product unique.



The actual patterns and colorations of our hand-applied finishes may vary.

**may require additional upcharge*

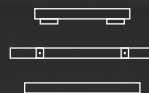


PROUDLY MADE
IN THE USA.

Our wide range of products can be found in the finest specialty stores and design centers throughout the US and Canada.



Fireplace Doors
& Accessories



Shelves




Wall Systems



Cabinet Facings



Range Hoods



Backsplashes

153 hwy 201 / abbeville, sc 29620
www.stollindustries.com



summer 2022