



Turn your day ahhh...round!

The **STAR** of the Hot Tub Industry

- 🌀 **Simple...** Nordic Hot Tubs are simple to use and operate. Not a lot of bells and whistles, simply great quality.
- 🌀 **Therapeutic...** Nordic Hot Tubs have DTS™ (Dual Therapy Systems) with direct pressure massage and whirlpool therapy in EVERY tub for the ultimate hot water experience.
- 🌀 **Affordable...** Nordic Hot Tubs are offered in 5 series so you can find the perfect hot tub at the right price making us your Perfectly Affordable Luxury!
- 🌀 **Reliable...** Nordic Hot Tubs have an industry leading warranty. We use top quality components and we stand behind every Nordic Hot Tub.

Industry Leading Warranties

LIFETIME SHELL LIMITED WARRANTY

We warrant against the loss of water through the shell caused by defect in materials and workmanship for the lifetime of the original purchaser or as long as the original purchaser owns the hot tub.

THREE YEAR COMPONENT LIMITED WARRANTY

We warrant the electrical components, pumps, air valves, slice valves, and hot tub components against malfunction, leaking or defects in materials or workmanship for a period of three years from the original date of purchase.

FIVE YEAR HEATER LIMITED WARRANTY

We warrant the heating element of the hot tub to be free of defects in materials and workmanship for a period of five years from the original date of purchase.

THREE YEAR NO LEAK LIMITED WARRANTY

We warrant the hot tub to not leak for a period of three years from the original date of purchase.


TEN YEAR PERMA-WOOD CABINET LIMITED WARRANTY

We warrant the PermaWood cabinet material to be free from defects in material and workmanship for a period of ten years from the original date of purchase.

ONE YEAR CEDAR CABINET LIMITED WARRANTY

We warrant the natural cedar cabinet (when applicable) – to be free from defects in materials and workmanship for a period of one year from the original date of purchase.

BP Wifi Pack with Spa Touch 2™



Now compatible with Amazon Alexa.

ControlMySpa™



Control the lights



Set the Temperature



Set-up Schedules



Receive Push notifications


Upgrade your Sport Edition or Luxury Series with Balboa's BP Wifi Pack with Spa Touch 2™



Spa Touch 2™ Topside Controller



BP 100 Power Pack



Status Pro LED Indicator

Control your spa with the ControlMySpa™ app

Spa Touch 2™ touch screen topside

BP 100 Wifi Power Pack

Know your spa is on with the Status Pro LED Indicator

Additional bba™ 2 Bluetooth Stereo Upgrade



Bluetooth™



**bba™ 2 Stereo only available with BP Pack Upgrade*



Hydrotherapy Benefits

⌚ Stress Reduction

⌚ Exercise Soreness Recovery

⌚ Relieves Fibromyalgia Pain

⌚ Pain Management

⌚ Improves Sleep

⌚ Relieves Arthritis

Beyond Hydrotherapy...

Nordic's DTS™ Dual Therapy System combines **direct pressure therapy** with the benefit of all over **whirlpool therapy** to create the ultimate hydrotherapy experience.

RESTORE

Direct Pressure Therapy gives instant relief to tight and sore muscles.



Direct Pressure Therapy + Whirlpool Therapy

HEAL

Whirlpool Therapy

creates a powerful high-volume, all-over massage to help relax muscles, reduce lactic acid and minimize swelling and soreness.





ALL-IN-110V SERIES

This value series is designed to be an easy “Plug N Play” hot tub while providing our exclusive *DTS™ (Dual Therapy System™) technology. The combination of high-volume whirlpool flow and targeted direct pressure jets provides the ultimate hot water therapy experience. The All-In-110V Series has installed standard features usually found in top-of-the-line models, such as: adjustable stainless-steel jets, LED lighting, ozone, GFCI cord and our *Nordic Wrap insulation.

CLASSIC SERIES

This series is what started the Nordic Passion! Classic round hot tubs provide our exclusive *DTS™ whirlpool therapy with comfortable barrier free seating. These models will fit most any need from size to depth and accommodate those wanting a simple hot water therapy solution at the best value. Adjustable stainless steel jetting and an LED light are standard in this series. Most models are convertible for 110V or 220V electrical hook ups and *MLP™ Mood Lighting Package is an option in this series.

MODERN SERIES

This series contains different shapes and sizes to fulfill anyone’s needs. With stylish and comfortable models, this series offers an array of seating capacity, depth, unique layout and all are convertible for 110V or 220V electrical hook ups. Whirlpool flow, *DTS™, adjustable stainless steel jetting and an LED light are standard in this series. *NLP™ Northern Light Package is an option in the Modern Series except the Bella.

SPORT EDITION

This series is for those that want more jet pressure in their hydrotherapy. These hot tubs are also found in the Modern Series but have increased horsepower to deliver the highest water flow available. Along with more hydrotherapy power, this series comes standard with our *NLP™ Northern Light Package and adjustable stainless steel jetting.

LUXURY SERIES

This series has all the features you want while keeping focus on simplicity and value. The hot tubs in this series have dual pump systems which provide the absolute best hydrotherapy available. Whirlpool flow *DTS™, adjustable stainless steel jetting and *NLP™ Northern Light Package are standard. Truly the top of the line and at a cost far less than the competitors, the Luxury Series value speaks for itself.

SPORT 110

DIMENSIONS

| | |
|--------------------|------------------|
| Seating | 5 person |
| Diameter | 78.5 in (199 cm) |
| Depth | 35 in (89 cm) |
| Weight (Dry) | 280 lbs (127 kg) |
| Operating Capacity | 280 gal (1060 L) |

JETS

| | |
|---------------------------------------|----|
| Total Jets | 15 |
| 5" Nordic Star™ Directional Whirlpool | 1 |
| 3" Nordic Star™ Directional | 2 |
| 3" Nordic Star™ Dual Rotational | 3 |
| 2" Nordic Star™ Directional | 8 |
| 1" Ozone Jet (Ozonator Included) | 1 |

EQUIPMENT

| | |
|------------------|---|
| Volts | 110v (GFCI Cord Included) |
| Amps | 15a |
| Control Pad | 4 button Topside w/LED Display |
| Insulation: | Foam (Standard) Nordic Wrap (Included) |
| Heater | 1kw |
| Light | Footwell LED (Standard) Mood Lighting Package (Optional) |
| Pump | (1) 1hp Continuous Duty |
| Bluetooth Stereo | Not Available |



Shell: White



Shell: White | Cabinet: Charcoal



CROWN 110

DIMENSIONS

| | |
|--------------------|------------------|
| Seating | 6 person |
| Diameter | 84 in (213 cm) |
| Depth | 35 in (89 cm) |
| Weight (Dry) | 345 lbs (156 kg) |
| Operating Capacity | 275 gal (1041 L) |

JETS

| | |
|---------------------------------------|----|
| Total Jets | 15 |
| 5" Nordic Star™ Directional Whirlpool | 1 |
| 5" Nordic Star™ Dual Rotational | 3 |
| 3" Nordic Star™ Directional | 4 |
| 3" Nordic Star™ Dual Rotational | 4 |
| 2" Nordic Star™ Directional | 2 |
| 1" Ozone Jet (Ozonator Included) | 1 |

EQUIPMENT

| | |
|------------------|---|
| Volts | 110v (GFCI Cord Included) |
| Amps | 15a |
| Control Pad | 4 button Topside w/LED Display |
| Insulation: | Foam (Standard) Nordic Wrap (Included) |
| Heater | 1kw |
| Light | Footwell LED (Standard) Mood Lighting Package (Optional) |
| Pump | (1) 1hp Continuous Duty |
| Bluetooth Stereo | Not Available |



Shell: White



Shell: White | Cabinet: Mahogany



WARRIOR XL 110

DIMENSIONS

| | |
|--------------------|------------------|
| Seating | 6 person |
| Diameter | 84 in (213 cm) |
| Depth | 38.5 in (98 cm) |
| Weight (Dry) | 375 lbs (170 kg) |
| Operating Capacity | 330 gal (1249 L) |

JETS

| | |
|---------------------------------------|----|
| Total Jets | 13 |
| 5" Nordic Star™ Directional Whirlpool | 1 |
| 5" Nordic Star™ Dual Rotational | 3 |
| 3" Nordic Star™ Directional | 4 |
| 3" Nordic Star™ Dual Rotational | 4 |
| 1" Ozone Jet (Ozonator Included) | 1 |

EQUIPMENT

| | |
|------------------|---|
| Volts | 110v (GFCI Cord Included) |
| Amps | 15a |
| Control Pad | 4 button Topside w/LED Display |
| Insulation: | Foam (Standard) Nordic Wrap (Included) |
| Heater | 1kw |
| Light | Footwell LED (Standard) Mood Lighting Package (Optional) |
| Pump | (1) 1hp Continuous Duty |
| Bluetooth Stereo | Not Available |



Shell: White



Shell: White | Cabinet: Charcoal



D'AMOUR 110

DIMENSIONS

| | |
|--------------------|------------------|
| Seating | 2 person |
| Length | 84 in (213 cm) |
| Width | 72 in (183 cm) |
| Depth | 34 in (86 cm) |
| Weight (Dry) | 352 lbs (160 kg) |
| Operating Capacity | 205 gal (776 L) |

JETS

| | |
|---------------------------------------|----|
| Total Jets | 14 |
| 5" Nordic Star™ Directional Whirlpool | 1 |
| 5" Nordic Star™ Dual Rotational | 2 |
| 3" Nordic Star™ Dual Rotational | 6 |
| 2" Nordic Star™ Directional | 4 |
| 1" Ozone Jet (Ozonator Included) | 1 |

EQUIPMENT

| | |
|------------------|--|
| Volts | 110v (GFCI Cord Included) |
| Amps | 15a |
| Control Pad | 4 button Topside w/LED Display |
| Insulation: | Foam (Standard) Nordic Wrap (Included) |
| Heater | 1kw |
| Light | Side Wall LED (Standard) Northern Lights Package (Optional) |
| Pump | (1) 1hp Continuous Duty |
| Bluetooth Stereo | Not Available |



Shell: White



Shell: White | Cabinet: Mahogany



STELLA 110

DIMENSIONS

| | |
|--------------------|------------------|
| Seating | 3 person |
| Length | 84 in (213 cm) |
| Width | 62 in (157 cm) |
| Depth | 34 in (86 cm) |
| Weight (Dry) | 416 lbs (189 kg) |
| Operating Capacity | 240 gal (908 L) |

JETS

| | |
|---------------------------------------|----|
| Total Jets | 13 |
| 5" Nordic Star™ Directional Whirlpool | 1 |
| 5" Nordic Star™ Dual Rotational | 1 |
| 3" Nordic Star™ Directional | 2 |
| 3" Nordic Star™ Dual Rotational | 6 |
| 2" Nordic Star™ Directional | 2 |
| 1" Ozone Jet (Ozonator Included) | 1 |

EQUIPMENT

| | |
|------------------|--|
| Volts | 110v (GFCI Cord Included) |
| Amps | 15a |
| Control Pad | 4 button Topside w/LED Display |
| Insulation: | Foam (Standard) Nordic Wrap (Included) |
| Heater | 1kw |
| Light | Side Wall LED (Standard) Northern Lights Package (Optional) |
| Pump | (1) 1hp Continuous Duty |
| Bluetooth Stereo | Not Available |



Shell: White



Shell: White | Cabinet: Black



RETREAT 110

DIMENSIONS

| | |
|--------------------|------------------|
| Seating | 5 person |
| Length | 80 in (203 cm) |
| Width | 70 in (178 cm) |
| Depth | 34 in (86 cm) |
| Weight (Dry) | 395 lbs (179 kg) |
| Operating Capacity | 250 gal (946 L) |

JETS

| | |
|---------------------------------------|----|
| Total Jets | 13 |
| 5" Nordic Star™ Directional Whirlpool | 1 |
| 5" Nordic Star™ Dual Rotational | 2 |
| 3" Nordic Star™ Directional | 3 |
| 3" Nordic Star™ Dual Rotational | 6 |
| 1" Ozone Jet (Ozonator Included) | 1 |

EQUIPMENT

| | |
|------------------|---|
| Volts | 110v (GFCI Cord Included) |
| Amps | 15a |
| Control Pad | 4 button Topside w/LED Display |
| Insulation: | Foam (Standard) Nordic Wrap (Included) |
| Heater | 1kw |
| Light | Footwell LED (Standard) Northern Lights Package (Optional) |
| Pump | (1) 1hp Continuous Duty |
| Bluetooth Stereo | Not Available |



Shell: Coastal



Shell: White | Cabinet: Mahogany



IMPULSE

DIMENSIONS

| | |
|--------------------|------------------|
| Seating | 5 person |
| Diameter | 78.5 in (199 cm) |
| Depth | 31 in (79 cm) |
| Weight (Dry) | 270 lbs (122 kg) |
| Operating Capacity | 266 gal (1007 L) |

JETS

| | |
|--|----|
| Total Jets | 14 |
| 5" Nordic Star™ Directional Whirlpool | 1 |
| 3" Nordic Star™ Directional | 2 |
| 3" Nordic Star™ Dual Rotational | 2 |
| 2" Nordic Star™ Directional | 8 |
| 1" Ozone Ready Jet (Ozonator Optional) | 1 |

EQUIPMENT

| | |
|------------------|---|
| Volts | 110v / 220v (GFCI Cord Optional) |
| Amps | 15a / 40a |
| Control Pad | 4 button Topside w/LED Display |
| Insulation: | Foam (Standard) Nordic Wrap (Optional) |
| Heater | 1kw on 110v / 4kw on 220v |
| Light | Footwell LED (Standard) Mood Lighting Package (Optional) |
| Pump | (1) 1hp Continuous Duty |
| Bluetooth Stereo | Optional Upgrade |



Shell: White



Shell: White | Cabinet: Charcoal

IMPULSE DP

DIMENSIONS

| | |
|--------------------|------------------|
| Seating | 5 person |
| Diameter | 78.5 in (199 cm) |
| Depth | 35 in (89 cm) |
| Weight (Dry) | 280 lbs (127 kg) |
| Operating Capacity | 280 gal (1060 L) |

JETS

| | |
|--|----|
| Total Jets | 15 |
| 5" Nordic Star™ Directional Whirlpool | 1 |
| 3" Nordic Star™ Directional | 2 |
| 3" Nordic Star™ Dual Rotational | 3 |
| 2" Nordic Star™ Directional | 8 |
| 1" Ozone Ready Jet (Ozonator Optional) | 1 |

EQUIPMENT

| | |
|------------------|---|
| Volts | 110v / 220v (GFCI Cord Optional) |
| Amps | 15a / 40a |
| Control Pad | 4 button Topside w/LED Display |
| Insulation: | Foam (Standard) Nordic Wrap (Optional) |
| Heater | 1kw on 110v / 4kw on 220v |
| Light | Footwell LED (Standard) Mood Lighting Package (Optional) |
| Pump | (1) 1hp Continuous Duty |
| Bluetooth Stereo | Optional Upgrade |



Shell: White



Shell: White | Cabinet: Charcoal

CROWN II

DIMENSIONS

| | |
|--------------------|------------------|
| Seating | 5 person |
| Diameter | 78.5 in (199 cm) |
| Depth | 35 in (89 cm) |
| Weight (Dry) | 335 lbs (152 kg) |
| Operating Capacity | 280 gal (1060 L) |

JETS

| | |
|--|----|
| Total Jets | 21 |
| 5" Nordic Star™ Directional Whirlpool | 1 |
| 3" Nordic Star™ Directional | 16 |
| 3" Nordic Star™ Dual Rotational | 3 |
| 1" Ozone Ready Jet (Ozonator Optional) | 1 |

EQUIPMENT

| | |
|------------------|---|
| Volts | 110v / 220v (GFCI Cord Optional) |
| Amps | 20a / 40a |
| Control Pad | 4 button Topside w/LED Display |
| Insulation: | Foam (Standard) Nordic Wrap (Optional) |
| Heater | 1kw on 110v / 4kw on 220v |
| Light | Footwell LED (Standard) Mood Lighting Package (Optional) |
| Pump | (1) 2hp Continuous Duty |
| Bluetooth Stereo | Optional Upgrade |



Shell: Drift



Shell: Drift | Cabinet: Black

CROWN

DIMENSIONS

| | |
|--------------------|------------------|
| Seating | 6 person |
| Diameter | 84 in (213 cm) |
| Depth | 35 in (89 cm) |
| Weight (Dry) | 345 lbs (156 kg) |
| Operating Capacity | 275 gal (1041 L) |

JETS

| | |
|--|----|
| Total Jets | 22 |
| 5" Nordic Star™ Directional Whirlpool | 1 |
| 5" Nordic Star™ Dual Rotational | 3 |
| 3" Nordic Star™ Directional | 3 |
| 3" Nordic Star™ Dual Rotational | 4 |
| 2" Nordic Star™ Directional | 10 |
| 1" Ozone Ready Jet (Ozonator Optional) | 1 |

EQUIPMENT

| | |
|------------------|---|
| Volts | 110v / 220v (GFCI Cord Optional) |
| Amps | 20a / 40a |
| Control Pad | 4 button Topside w/LED Display |
| Insulation: | Foam (Standard) Nordic Wrap (Optional) |
| Heater | 1kw on 110V / 4kw on 220V |
| Light | Footwell LED (Standard) Mood Lighting Package (Optional) |
| Pump | (1) 2hp Continuous Duty |
| Bluetooth Stereo | Optional Upgrade |



Shell: White



Shell: White | Cabinet: Mahogany

WARRIOR XL

DIMENSIONS

| | |
|--------------------|------------------|
| Seating | 6 person |
| Diameter | 84 in (213 cm) |
| Depth | 38.5 in (89 cm) |
| Weight (Dry) | 375 lbs (170 kg) |
| Operating Capacity | 330 gal (1249 L) |

JETS

| | |
|--|----|
| Total Jets | 21 |
| 5" Nordic Star™ Directional Whirlpool | 1 |
| 5" Nordic Star™ Dual Rotational | 3 |
| 3" Nordic Star™ Dual Rotational | 4 |
| 2" Nordic Star™ Directional | 12 |
| 1" Ozone Ready Jet (Ozonator Optional) | 1 |

EQUIPMENT

| | |
|------------------|---|
| Volts | 110v / 220v (GFCI Cord Optional) |
| Amps | 20a / 40a |
| Control Pad | 4 button Topside w/LED Display |
| Insulation: | Foam (Standard) Nordic Wrap (Optional) |
| Heater | 1kw on 110v / 4kw on 220v |
| Light | Footwell LED (Standard) Mood Lighting Package (Optional) |
| Pump | (1) 2hp Continuous Duty |
| Bluetooth Stereo | Optional Upgrade |



Shell: White



Shell: White | Cabinet: Cedar

CROWN XL

DIMENSIONS

| | |
|--------------------|------------------|
| Seating | 6 person |
| Diameter | 84 in (213 cm) |
| Depth | 38.5 in (89 cm) |
| Weight (Dry) | 400 lbs (181 kg) |
| Operating Capacity | 330 gal (1249 L) |

JETS

| | |
|--|----|
| Total Jets | 30 |
| 5" Nordic Star™ Directional Whirlpool | 2 |
| 5" Nordic Star™ Dual Rotational | 3 |
| 3" Nordic Star™ Directional | 3 |
| 3" Nordic Star™ Dual Rotational | 4 |
| 2" Nordic Star™ Directional | 17 |
| 1" Ozone Ready Jet (Ozonator Optional) | 1 |

EQUIPMENT

| | |
|------------------|---|
| Volts | 220v |
| Amps | 40a |
| Control Pad | 4 button Topside w/LED Display |
| Insulation: | Foam (Standard) Nordic Wrap (Optional) |
| Heater | 4kw |
| Light | Footwell LED (Standard) Mood Lighting Package (Optional) |
| Pump | (1) 3hp Continuous Duty |
| Bluetooth Stereo | Optional Upgrade |



Shell: Eclipse



Shell: Eclipse | Cabinet: Charcoal

BELLA MS

DIMENSIONS

| | |
|--------------------|------------------|
| Seating | 2 person |
| Length | 83 in (211 cm) |
| Width | 34 in (86 cm) |
| Depth | 38.5 in (98 cm) |
| Weight (Dry) | 268 lbs (122 kg) |
| Operating Capacity | 135 gal (511 L) |

JETS

| | |
|--|----|
| Total Jets | 15 |
| 5" Nordic Star™ Directional Whirlpool | 1 |
| 5" Nordic Star™ Dual Rotational | 2 |
| 2" Chrome Fixed Cluster | 10 |
| 1" Ozone Ready Jet (Ozonator Optional) | 2 |

EQUIPMENT

| | |
|------------------|--|
| Volts | 110v / 220v (GFCI Cord Optional) |
| Amps | 15a / 40a |
| Control Pad | 4 button Topside w/LED Display |
| Insulation: | Foam (Standard) Nordic Wrap (Optional) |
| Heater | 1kw on 110v / 4kw on 220v |
| Light | Side Wall LED (Standard) Mood Lighting Package (Optional) |
| Pump | (1) 1hp Continuous Duty |
| Bluetooth Stereo | Not Available |



Shell: Drift



Shell: Drift | Cabinet: Charcoal

D'AMOUR MS

DIMENSIONS

| | |
|--------------------|------------------|
| Seating | 2 person |
| Length | 84 in (213 cm) |
| Width | 72 in (183 cm) |
| Depth | 34 in (86 cm) |
| Weight (Dry) | 352 lbs (160 kg) |
| Operating Capacity | 205 gal (776 L) |

JETS

| | |
|--|----|
| Total Jets | 26 |
| 5" Nordic Star™ Directional Whirlpool | 1 |
| 5" Nordic Star™ Dual Rotational | 2 |
| 3" Nordic Star™ Dual Rotational | 6 |
| 2" Nordic Star™ Directional | 16 |
| 1" Ozone Ready Jet (Ozonator Optional) | 1 |

EQUIPMENT

| | |
|------------------|--|
| Volts | 110v / 220v |
| Amps | 20a / 40a |
| Control Pad | 4 button Topside w/LED Display |
| Insulation: | Foam (Standard) Nordic Wrap (Optional) |
| Heater | 1kw on 110v / 4kw on 220v |
| Light | Side Wall LED (Standard) Northern Lights Package (Optional) |
| Pump | (1) 2hp Continuous Duty |
| Bluetooth Stereo | Optional Upgrade |



Shell: White



Shell: White | Cabinet: Mahogany

STELLA MS

DIMENSIONS

| | |
|--------------------|------------------|
| Seating | 3 person |
| Length | 84 in (213 cm) |
| Width | 62 in (157 cm) |
| Depth | 34 in (86 cm) |
| Weight (Dry) | 416 lbs (189 kg) |
| Operating Capacity | 240 gal (908 L) |

JETS

| | |
|--|----|
| Total Jets | 21 |
| 5" Nordic Star™ Directional Whirlpool | 1 |
| 5" Nordic Star™ Dual Rotational | 1 |
| 3" Nordic Star™ Directional | 4 |
| 3" Nordic Star™ Dual Rotational | 6 |
| 2" Nordic Star™ Directional | 8 |
| 1" Ozone Ready Jet (Ozonator Optional) | 1 |

EQUIPMENT

| | |
|------------------|--|
| Volts | 110v / 220v |
| Amps | 20a / 40a |
| Control Pad | 4 button Topside w/LED Display |
| Insulation: | Foam (Standard) Nordic Wrap (Optional) |
| Heater | 1kw on 110v / 4kw on 220v |
| Light | Side Wall LED (Standard) Northern Lights Package (Optional) |
| Pump | (1) 2hp Continuous Duty |
| Bluetooth Stereo | Optional Upgrade |



Shell: White



Shell: Coastal | Cabinet: Charcoal

RETREAT MS

DIMENSIONS

| | |
|--------------------|------------------|
| Seating | 5 person |
| Length | 80 in (203 cm) |
| Width | 70 in (178 cm) |
| Depth | 34 in (86 cm) |
| Weight (Dry) | 395 lbs (179 kg) |
| Operating Capacity | 250 gal (946 L) |

JETS

| | |
|--|----|
| Total Jets | 28 |
| 5" Nordic Star™ Directional Whirlpool | 1 |
| 5" Nordic Star™ Dual Rotational | 1 |
| 3" Nordic Star™ Directional | 4 |
| 3" Nordic Star™ Dual Rotational | 6 |
| 2" Nordic Star™ Directional | 15 |
| 1" Ozone Ready Jet (Ozonator Optional) | 1 |

EQUIPMENT

| | |
|------------------|--|
| Volts | 110v / 220v |
| Amps | 20a / 40a |
| Control Pad | 4 button Topside w/LED Display |
| Insulation: | Foam (Standard) Nordic Wrap (Optional) |
| Heater | 1kw on 110v / 4kw on 220v |
| Light | Side Wall LED (Standard) Northern Lights Package (Optional) |
| Pump | (1) 2hp Continuous Duty |
| Bluetooth Stereo | Optional Upgrade |



Shell: White



Shell: White | Cabinet: Mahogany

JUBILEE MS

DIMENSIONS

| | |
|--------------------|------------------|
| Seating | 6 person |
| Length | 84 in (213 cm) |
| Width | 84 in (213 cm) |
| Depth | 35 in (89 cm) |
| Weight (Dry) | 470 lbs (213 kg) |
| Operating Capacity | 325 gal (1230 L) |

JETS

| | |
|--|----|
| Total Jets | 30 |
| 5" Nordic Star™ Directional Whirlpool | 1 |
| 5" Nordic Star™ Dual Rotational | 2 |
| 3" Nordic Star™ Directional | 6 |
| 3" Nordic Star™ Dual Rotational | 5 |
| 2" Nordic Star™ Directional | 15 |
| 1" Ozone Ready Jet (Ozonator Optional) | 1 |

EQUIPMENT

| | |
|------------------|--|
| Volts | 110v / 220v (GFCI Cord Optional) |
| Amps | 20a / 40a |
| Control Pad | 4 button Topside w/LED Display |
| Insulation: | Foam (Standard) Nordic Wrap (Optional) |
| Heater | 1kw on 110v / 4kw on 220v |
| Light | Side Wall LED (Standard) Northern Lights Package (Optional) |
| Pump | (1) 2hp Continuous Duty |
| Bluetooth Stereo | Optional Upgrade |



Shell: White



Shell: Greystone | Cabinet: Charcoal

ENCORE MS

DIMENSIONS

| | |
|--------------------|------------------|
| Seating | 6 person |
| Length | 84 in (213 cm) |
| Width | 84 in (213 cm) |
| Depth | 35 in (89 cm) |
| Weight (Dry) | 475 lbs (215 kg) |
| Operating Capacity | 330 gal (1249 L) |

JETS

| | |
|--|----|
| Total Jets | 32 |
| 5" Nordic Star™ Directional Whirlpool | 1 |
| 5" Nordic Star™ Dual Rotational | 2 |
| 3" Nordic Star™ Directional | 6 |
| 3" Nordic Star™ Dual Rotational | 5 |
| 2" Nordic Star™ Directional | 17 |
| 1" Ozone Ready Jet (Ozonator Optional) | 1 |

EQUIPMENT

| | |
|------------------|--|
| Volts | 110v / 220v (GFCI Cord Optional) |
| Amps | 20a / 40a |
| Control Pad | 4 button Topside w/LED Display |
| Insulation: | Foam (Standard) Nordic Wrap (Optional) |
| Heater | 1kw on 110v / 4kw on 220v |
| Light | Side Wall LED (Standard) Northern Lights Package (Optional) |
| Pump | (1) 2hp Continuous Duty |
| Bluetooth Stereo | Optional Upgrade |



Shell: White



Shell: Shadow | Cabinet: Charcoal

D'AMOUR SE

DIMENSIONS

| | |
|--------------------|------------------|
| Seating | 2 person |
| Length | 84 in (213 cm) |
| Width | 72 in (183 cm) |
| Depth | 34 in (86 cm) |
| Weight (Dry) | 352 lbs (160 kg) |
| Operating Capacity | 205 gal (776 L) |

JETS

| | |
|--|----|
| Total Jets | 26 |
| 5" Nordic Star™ Directional Whirlpool | 1 |
| 5" Nordic Star™ Dual Rotational | 2 |
| 3" Nordic Star™ Dual Rotational | 6 |
| 2" Nordic Star™ Directional | 16 |
| 1" Ozone Ready Jet (Ozonator Optional) | 1 |

WATERFALL

| | |
|-----------------|---|
| Nordic Cascade™ | 1 |
|-----------------|---|

EQUIPMENT

| | |
|-----------------------------|---|
| Volts | 220v |
| Amps | 40a |
| Control Pad | 4 button Topside w/LED Display |
| Insulation: | Foam (Standard) Nordic Wrap (Optional) |
| Heater | 4kw |
| Light | Northern Lights Package (Standard) |
| Pump | (1) 3hp Continuous Duty |
| Bluetooth Stereo | Optional Upgrade |
| BP Wifi Pack w/ Spa Touch 2 | Optional Upgrade |



Shell: White



Shell: Greystone | Cabinet: Charcoal

STELLA SE

DIMENSIONS

| | |
|--------------------|------------------|
| Seating | 3 person |
| Length | 84 in (213 cm) |
| Width | 62 in (157 cm) |
| Depth | 34 in (86 cm) |
| Weight (Dry) | 416 lbs (189 kg) |
| Operating Capacity | 240 gal (908 L) |

JETS

| | |
|--|----|
| Total Jets | 23 |
| 5" Nordic Star™ Directional Whirlpool | 1 |
| 5" Nordic Star™ Dual Rotational | 1 |
| 3" Nordic Star™ Directional | 6 |
| 3" Nordic Star™ Dual Rotational | 6 |
| 2" Nordic Star™ Directional | 8 |
| 1" Ozone Ready Jet (Ozonator Optional) | 1 |

WATERFALL

| | |
|-----------------|---|
| Nordic Cascade™ | 1 |
|-----------------|---|

EQUIPMENT

| | |
|-----------------------------|---|
| Volts | 220v |
| Amps | 40a |
| Control Pad | 4 button Topside w/LED Display |
| Insulation: | Foam (Standard) Nordic Wrap (Optional) |
| Heater | 4kw |
| Light | Northern Lights Package (Standard) |
| Pump | (1) 3hp Continuous Duty |
| Bluetooth Stereo | Optional Upgrade |
| BP Wifi Pack w/ Spa Touch 2 | Optional Upgrade |



Shell: White



Shell: Eclipse | Cabinet: Black

RETREAT SE

DIMENSIONS

| | |
|--------------------|------------------|
| Seating | 5 person |
| Length | 80 in (203 cm) |
| Width | 70 in (178 cm) |
| Depth | 34 in (86 cm) |
| Weight (Dry) | 395 lbs (179 kg) |
| Operating Capacity | 250 gal (946 L) |

JETS

| | |
|--|----|
| Total Jets | 29 |
| 5" Nordic Star™ Directional Whirlpool | 1 |
| 5" Nordic Star™ Dual Rotational | 1 |
| 3" Nordic Star™ Directional | 4 |
| 3" Nordic Star™ Dual Rotational | 6 |
| 2" Nordic Star™ Directional | 15 |
| 1" Ozone Ready Jet (Ozonator Optional) | 1 |

WATERFALL

| | |
|-----------------|---|
| Nordic Cascade™ | 1 |
|-----------------|---|

EQUIPMENT

| | |
|-----------------------------|---|
| Volts | 220v |
| Amps | 40a |
| Control Pad | 4 button Topside w/LED Display |
| Insulation: | Foam (Standard) Nordic Wrap (Optional) |
| Heater | 4kw |
| Light | Northern Lights Package (Standard) |
| Pump | (1) 3hp Continuous Duty |
| Bluetooth Stereo | Optional Upgrade |
| BP Wifi Pack w/ Spa Touch 2 | Optional Upgrade |



Shell: Drift



Shell: White | Cabinet: Mahogany

JUBILEE SE

DIMENSIONS

| | |
|--------------------|------------------|
| Seating | 6 person |
| Length | 84 in (213 cm) |
| Width | 84 in (213 cm) |
| Depth | 35 in (89 cm) |
| Weight (Dry) | 500 lbs (227 kg) |
| Operating Capacity | 325 gal (1230 L) |

JETS

| | |
|--|----|
| Total Jets | 38 |
| 5" Nordic Star™ Directional Whirlpool | 1 |
| 5" Nordic Star™ Dual Rotational | 2 |
| 3" Nordic Star™ Directional | 6 |
| 3" Nordic Star™ Dual Rotational | 7 |
| 2" Nordic Star™ Directional | 21 |
| 1" Ozone Ready Jet (Ozonator Optional) | 1 |

WATERFALL

| | |
|-----------------|---|
| Nordic Cascade™ | 1 |
|-----------------|---|

EQUIPMENT

| | |
|-----------------------------|---|
| Volts | 220v |
| Amps | 40a |
| Control Pad | 4 button Topside w/LED Display |
| Insulation: | Foam (Standard) Nordic Wrap (Optional) |
| Heater | 4kw |
| Light | Northern Lights Package (Standard) |
| Pump | (1) 3hp Continuous Duty |
| Bluetooth Stereo | Optional Upgrade |
| BP Wifi Pack w/ Spa Touch 2 | Optional Upgrade |



Shell: White



Shell: White | Cabinet: Mahogany

ENCORE SE

DIMENSIONS

| | |
|--------------------|------------------|
| Seating | 6 person |
| Length | 84 in (213 cm) |
| Width | 84 in (213 cm) |
| Depth | 35 in (89 cm) |
| Weight (Dry) | 520 lbs (236 kg) |
| Operating Capacity | 330 gal (1249 L) |

JETS

| | |
|--|----|
| Total Jets | 40 |
| 5" Nordic Star™ Directional Whirlpool | 1 |
| 5" Nordic Star™ Dual Rotational | 2 |
| 3" Nordic Star™ Directional | 8 |
| 3" Nordic Star™ Dual Rotational | 5 |
| 2" Nordic Star™ Directional | 23 |
| 1" Ozone Ready Jet (Ozonator Optional) | 1 |

WATERFALL

| | |
|-----------------|---|
| Nordic Cascade™ | 1 |
|-----------------|---|

EQUIPMENT

| | |
|-----------------------------|---|
| Volts | 220v |
| Amps | 40a |
| Control Pad | 4 button Topside w/LED Display |
| Insulation: | Foam (Standard) Nordic Wrap (Optional) |
| Heater | 4kw |
| Light | Northern Lights Package (Standard) |
| Pump | (1) 3hp Continuous Duty |
| Bluetooth Stereo | Optional Upgrade |
| BP Wifi Pack w/ Spa Touch 2 | Optional Upgrade |



Shell: Drift



Shell: Drift | Cabinet: Mahogany

JUBILEE LS

DIMENSIONS

| | |
|--------------------|------------------|
| Seating | 6 person |
| Length | 84 in (213 cm) |
| Width | 84 in (213 cm) |
| Depth | 35 in (89 cm) |
| Weight (Dry) | 565 lbs (257 kg) |
| Operating Capacity | 325 gal (1155 L) |

JETS

| | |
|--|----|
| Total Jets | 46 |
| 5" Nordic Star™ Directional Whirlpool | 1 |
| 5" Nordic Star™ Dual Rotational | 2 |
| 3" Nordic Star™ Directional | 9 |
| 3" Nordic Star™ Dual Rotational | 8 |
| 2" Nordic Star™ Directional | 25 |
| 1" Ozone Ready Jet (Ozonator Optional) | 1 |

WATERFALL

| | |
|-----------------|---|
| Nordic Cascade™ | 1 |
|-----------------|---|

EQUIPMENT

| | |
|-----------------------------|---|
| Volts | 220v |
| Amps | 50a |
| Control Pad | 6 button Topside w/LED Display |
| Insulation: | Foam (Standard) Nordic Wrap (Optional) |
| Heater | 4kw |
| Light | Northern Lights Package (Standard) |
| Pump | (1) 2hp & (1) 3hp Continuous Duty |
| Bluetooth Stereo | Optional Upgrade |
| BP Wifi Pack w/ Spa Touch 2 | Optional Upgrade |



Shell: Eclipse (shown with optional Spa Touch 2™)



Shell: White | Cabinet: Mahogany

ENCORE LS

DIMENSIONS

| | |
|--------------------|------------------|
| Seating | 6 person |
| Length | 84 in (213 cm) |
| Width | 84 in (213 cm) |
| Depth | 35 in (89 cm) |
| Weight (Dry) | 585 lbs (266 kg) |
| Operating Capacity | 330 gal (1249 L) |

JETS

| | |
|--|----|
| Total Jets | 53 |
| 5" Nordic Star™ Directional Whirlpool | 1 |
| 5" Nordic Star™ Dual Rotational | 2 |
| 3" Nordic Star™ Directional | 11 |
| 3" Nordic Star™ Dual Rotational | 7 |
| 2" Nordic Star™ Directional | 31 |
| 1" Ozone Ready Jet (Ozonator Optional) | 1 |

WATERFALL

| | |
|-----------------|---|
| Nordic Cascade™ | 1 |
|-----------------|---|

EQUIPMENT

| | |
|-----------------------------|---|
| Volts | 220v |
| Amps | 50a |
| Control Pad | 6 button Topside w/LED Display |
| Insulation: | Foam (Standard) Nordic Wrap (Optional) |
| Heater | 4kw |
| Light | Northern Lights Package (Standard) |
| Pump | (1) 2hp & (1) 3hp Continuous Duty |
| Bluetooth Stereo | Optional Upgrade |
| BP Wifi Pack w/ Spa Touch 2 | Optional Upgrade |



Shell: Drift



Shell: Drift | Cabinet: Black

RENDEZVOUS LS

DIMENSIONS

| | |
|--------------------|------------------|
| Seating | 8 person |
| Length | 96 in (244 cm) |
| Width | 84 in (213 cm) |
| Depth | 36 in (91 cm) |
| Weight (Dry) | 625 lbs (283 kg) |
| Operating Capacity | 373 gal (1412 L) |

JETS

| | |
|--|----|
| Total Jets | 49 |
| 5" Nordic Star™ Directional Whirlpool | 2 |
| 5" Nordic Star™ Dual Rotational | 3 |
| 3" Nordic Star™ Directional | 11 |
| 3" Nordic Star™ Dual Rotational | 6 |
| 2" Nordic Star™ Directional | 25 |
| 1" Ozone Ready Jet (Ozonator Optional) | 2 |

WATERFALL

| | |
|-----------------|---|
| Nordic Cascade™ | 1 |
|-----------------|---|

EQUIPMENT

| | |
|-----------------------------|---|
| Volts | 220v |
| Amps | 50a |
| Control Pad | 6 button Topside w/LED Display |
| Insulation: | Foam (Standard) Nordic Wrap (Optional) |
| Heater | 4kw |
| Light | Northern Lights Package (Standard) |
| Pump | (1) 2hp & (1) 3hp Continuous Duty |
| Bluetooth Stereo | Optional Upgrade |
| BP Wifi Pack w/ Spa Touch 2 | Optional Upgrade |



Shell: White



Shell: White | Cabinet: Mahogany

ACCESSORIES & ENHANCEMENTS



Nordic Clean™ Ozone



Nordic Pure™ Ozone



Sound System



NORDIC WRAP™

An Eco-friendly, 2 ½" thick blanket that provides a durable, weather-resistant barrier in addition to, our standard 2 lb. density foam.



Steps




Shelves



Stainless Steel Banding
(Round tubs only)

NORTHERN LIGHT PACKAGE (NLP) Standard on Sport Edition (SE) and Luxury Series (LS) tub models. Optional upgrade on select All-In-110V Series and all Modern Series (MS), except Bella.



LED Whirlpool Jet




Footwell/Side Wall Light



Nordic Cascade™ LED Waterfall




Corner Lighting



LED Cup Coasters

MOOD LIGHTING PACKAGE (MLP) Optional upgrade on select All-In-110V Series, all Classic Series (CS) and Bella.



LED Whirlpool Jet



Footwell/Side Wall Light



Sconce Lighting

SHELLS & CABINETS


PERMASHELL™ COLORS

NATURAL SERIES

SMOOTH




Shadow



Eclipse



Coastal



Drift

PERMAWOOD™ CABINET COLORS

SQUARE



Black



Charcoal




Mahogany



Natural Cedar (upgrade)

ROUND



Color samples are for reference only. Actual product color may vary slightly.
Nordic Products Inc. reserves the right to change any specifications without notice.

| MODERN SERIES | | | | | | | SPORT EDITION | | | | | | LUXURY SERIES | | | |
|---------------|---------|--------|---------|--------|---------|--------|---------------|--------|---------|--------|---------|--------|---------------|---------|--------|------------|
| BELLA | D'AMOUR | STELLA | RETREAT | ESCAPE | JUBILEE | ENCORE | D'AMOUR | STELLA | RETREAT | ESCAPE | JUBILEE | ENCORE | ESCAPE | JUBILEE | ENCORE | RENDEZVOUS |
| 2 | 2 | 3 | 5 | 6 | 6 | 6 | 2 | 3 | 5 | 6 | 6 | 6 | 6 | 6 | 6 | 8 |
| 83 | 84 | 84 | 80 | 82 | 84 | 84 | 84 | 84 | 80 | 82 | 84 | 84 | 82 | 84 | 84 | 96 |
| 34 | 72 | 62 | 70 | 80 | 84 | 84 | 72 | 62 | 70 | 80 | 84 | 84 | 80 | 84 | 84 | 84 |
| 38.5 | 34 | 34 | 34 | 35 | 35 | 35 | 34 | 34 | 34 | 35 | 35 | 35 | 35 | 35 | 35 | 36 |
| 268 | 352 | 416 | 395 | 450 | 470 | 475 | 352 | 416 | 395 | 475 | 500 | 520 | 540 | 565 | 585 | 625 |
| 135 | 205 | 240 | 250 | 300 | 325 | 330 | 205 | 240 | 250 | 300 | 325 | 330 | 300 | 325 | 330 | 373 |
| 15 | 26 | 21 | 28 | 22 | 30 | 32 | 26 | 23 | 28 | 30 | 38 | 40 | 45 | 46 | 53 | 49 |
| 1 | 1 | 1 | 1 | 1 | 1 | 1 | 1 | 1 | 1 | 1 | 1 | 1 | 1 | 1 | 1 | 2 |
| 2 | 2 | 1 | 1 | 5 | 2 | 2 | 2 | 1 | 1 | 5 | 2 | 2 | 5 | 2 | 2 | 3 |
| X | 6 | 4 | 4 | 1 | 6 | 6 | 6 | 6 | 4 | 8 | 6 | 8 | 11 | 9 | 11 | 11 |
| | | 6 | 6 | 5 | 5 | 5 | 6 | 6 | 6 | 6 | 7 | 5 | 6 | 8 | 7 | 6 |
| | 16 | 8 | 15 | 9 | 15 | 17 | 16 | 8 | 15 | 9 | 21 | 23 | 21 | 25 | 31 | 25 |
| 10 | | | | | | | | | | | | | | | | |
| 2 | 1 | 1 | 1 | 1 | 1 | 1 | 1 | 1 | 1 | 1 | 1 | 1 | 1 | 1 | 1 | 2 |
| | | | | | | | 1 | 1 | 1 | 1 | 1 | 1 | 1 | 1 | 1 | 1 |
| | | | X | X | | | | | | | | | | | | |
| X | X | X | | | X | X | | | | | | | | | | |
| OPT | | | | | | | | | | | | | | | | |
| | OPT | OPT | OPT | OPT | OPT | OPT | X | X | X | X | X | X | X | X | X | X |
| X | X | X | X | X | X | X | X | X | X | X | X | X | X | X | X | X |
| OPT | OPT | OPT | OPT | OPT | OPT | OPT | OPT | OPT | OPT | OPT | OPT | OPT | OPT | OPT | OPT | OPT |
| | OPT | OPT | OPT | OPT | OPT | OPT | OPT | OPT | OPT | OPT | OPT | OPT | OPT | OPT | OPT | OPT |
| | | | | | | | OPT | OPT | OPT | OPT | OPT | OPT | OPT | OPT | OPT | OPT |
| | | | | | | | OPT | OPT | OPT | OPT | OPT | OPT | OPT | OPT | OPT | OPT |
| X | | | | | | | | | | | | | | | | |
| | X | X | X | X | X | X | | | | | | | X | X | X | X |
| | | | | | | | X | X | X | X | X | X | X | X | X | X |
| OPT | | | | | | | | | | | | | | | | |
| | OPT | OPT | OPT | OPT | OPT | OPT | | | | | | | | | | |
| X | X | X | X | X | X | X | | | | | | | | | | |
| | | | | | | | X | X | X | X | X | X | X | X | X | X |
| X | | | | | | | | | | | | | | | | |
| | X | X | X | X | X | X | | | | | | | | | | |
| | | | | | | | X | X | X | X | X | X | X | X | X | X |

NORDIC
HOT TUBS™

nordichottubs.com



Conforms to ANSI/UL Std 1563
Certified to CSA Std C22.2 No. 218.1

