

**PRIMO**

DIRECT VENT GAS FIREPLACE

HEAT & GLO<sup>®</sup>



# PRIMO

The PRIMO. Where intricate modern styling meets innovative heat management solutions.

## **MODERN MINIMALISM**

Modern design is simple. The PRIMO delivers ultimate minimalism. Patented SafeSurface™ glass leaves no exposed seams, screen or metal trim. Enjoy a clear view of bold end-to-end flames.

## **DESIGN WITHOUT COMPROMISE**

Get creative as you design your focal wall. The SafeSurface wall maintains a cool temperature, allowing you to place a TV directly above the fireplace. Bring sheetrock, wood panels or other heat sensitive material right up to the opening of the fireplace.

## **FIRE. ANYTIME, ANYWHERE.**

Enjoy the ambiance of your fire all year long, with or without the heat. Exclusive PowerFlow™ technology provides full control, letting you feel the warmth or redirect the heat elsewhere, inside or outside the home. Or choose Passive Heat™ to reduce wall or room temperatures naturally.





---

# INNOVATION THAT DEFIES CONVENTION

---



*PRIMO 60 shown with crystal glass media, driftwood logs, clean face finish, fade-resistant black glass interior and passive heat front register (register can be painted to match your interior finish)*



*PRIMO 72 See-Through shown with crystal glass media and clean face finish with fade-resistant black glass interior*



**MODELS AVAILABLE** Choose a model to fit your space and application.

SINGLE-SIDED



72-INCH



60-INCH



48-INCH

SEE-THROUGH



72-INCH



60-INCH



48-INCH


**PRIMO**

*PRIMO60 shown with iced fog glass media and clean face finish with fade resistant reflective black glass and passive heat open wall register*



## INTERIOR OPTIONS

Make it your own. Flames rise through translucent crushed glass for a modern flare. Add driftwood logs and river rock stone or 'The Dunes' for a fireside experience unlike any other.



CRYSTAL GLASS



EBONY GLASS



AMBER GLASS



COBALT GLASS



SCARLET GLASS



ICED FOG GLASS

## DRIFTWOOD LOGS<sup>2</sup>



## RIVER ROCK STONES<sup>2</sup>



## 'THE DUNES' MODERN WHITE LOGS BY ELISA CARLUCCI<sup>2</sup>



Heat & Glo partnered with renowned designer Elisa Carlucci to create The Dunes. Elisa is a sculptor and product designer based in New York City, specializing in luxury furniture and home accessories. The Dunes shape interact with fire to combine a radiant glow and shadow creating a fireside experience unlike any other.



*Elisa Carlucci*

## MULTI-COLORED LED LIGHTING

Seven colors of LED lighting are included standard. Each highlight the translucent crushed glass differently. Crystal or iced fog glass are recommended for best view of lighting. Select the color combination you want with the lighting switch.



WHITE LIGHT



AQUA LIGHT



BLUE LIGHT



GREEN LIGHT



YELLOW LIGHT



RED LIGHT



MAGENTA LIGHT



LIGHTING SWITCH

# POWERFLOW™ HEAT MANAGEMENT SOLUTIONS



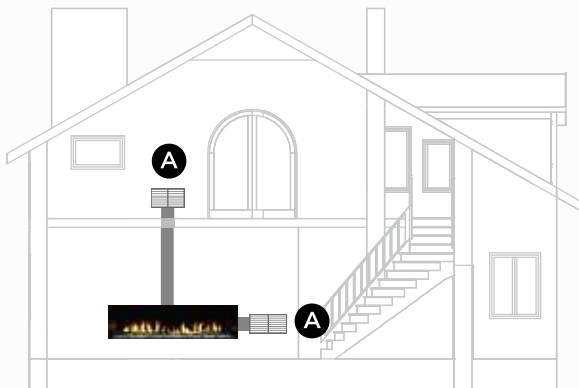
Our exclusive PowerFlow technology redirects the flow of heat, sending warmth where you want it, all while maintaining safe outer glass and a cool wall so you can add a TV or heat sensitive materials above your fireplace. Quickly adjust heat distribution throughout your space, inside or outside your home. The choice is yours – at the flip of a switch. PowerFlow heat management solutions include:

- A HEAT ZONE:** Allows you to heat the same room or move the heat to an adjacent room
- B HEAT OUT:** Allows you to redirect the heat to the outside of your home for year-round fireside enjoyment.
- C PASSIVE HEAT:** Allows heat to disperse naturally in the room, reducing surface temperatures. Choose side, front or open wall register (available on the 48" and 60").

A powervent is required for each PowerFlow heat management solution, including Heat-Zone, Heat-Out and Passive Heat.

CHOOSE THE POWERFLOW HEAT MANAGEMENT SOLUTION THAT WORKS BEST FOR YOUR HOME:

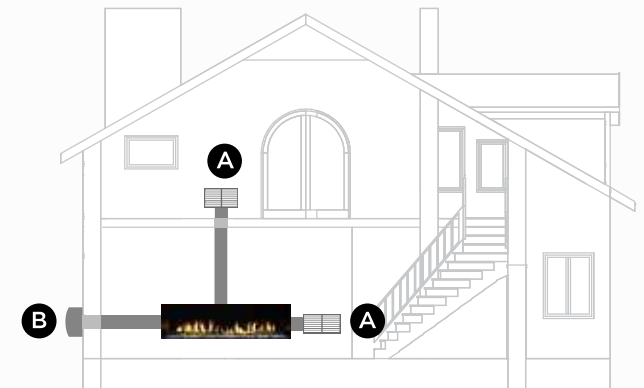
OPTION ONE: HEAT ZONE



OPTION TWO: HEAT OUT



OPTION THREE: HEAT ZONE + HEAT OUT





## PASSIVE HEAT VENT CHOICES

SIDE REGISTER



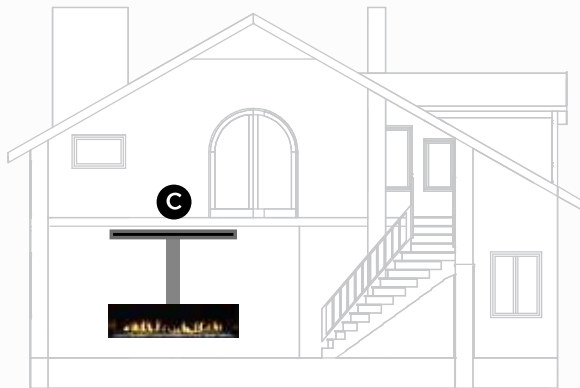
FRONT REGISTER



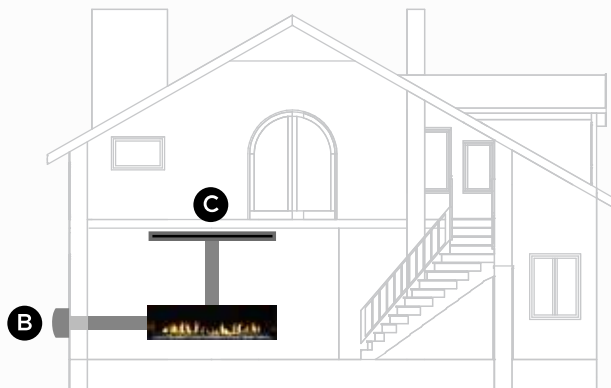
OPEN WALL REGISTER (OPENING TWO INCHES FROM CEILING)



OPTION FOUR: PASSIVE HEAT



OPTION FIVE: PASSIVE HEAT + HEAT OUT



## PRIMO TECHNOLOGIES



### INTELLIFIRE™ PLUS IGNITION SYSTEM

An advanced intermittent pilot ignition system with memory settings and a programmable wireless RC300 remote control. IPI Plus constantly monitors ignition, ensures safe functioning and conserves up to \$10/month in energy costs.



### DIRECT VENT TECHNOLOGY

Direct Vent fireplaces remove 100% of combustion exhaust and odors outside of the home. These sealed fireplaces provide optimal heat, conserve energy and ensure clean, safe indoor air quality.



### MULTI-COLORED LED LIGHTING TECHNOLOGY

Superior performance and extended efficiency. This technology provides high-contrast, brilliant lighting to accentuate the flames. Can be used as mood lighting, with or without the flames.



### FADE RESISTANT REFLECTIVE BLACK GLASS INTERIOR

A clean modern look never gets dull. Just like this black glass interior. It's hot. And looks that way, too. For the life of your PRIMO.

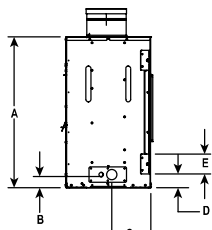
*PRIMO 60 shown with crystal glass media and clean face finish with fade-resistant black glass interior*



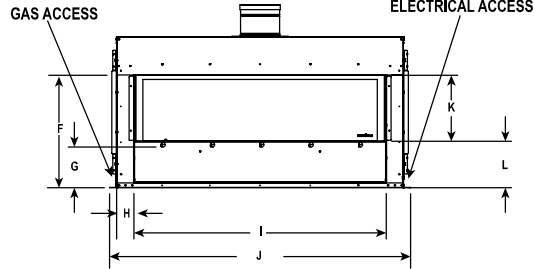
# PRIMO SPECIFICATIONS

MODEL	FRONT WIDTH		BACK WIDTH		HEIGHT		DEPTH		GLASS SIZE	BTU/HOUR INPUT (NG)
	UNIT	FRAMING	UNIT	FRAMING	UNIT	FRAMING	UNIT	FRAMING <sup>3</sup>		
PRIMO48, PRIMO48ST	59-1/2 [1511]	60-1/4 [1530]	59-1/2 [1511]	60-1/4 [1530]	30-9/16 [776]	42 [1067]	17-3/16 [437]	18-1/4 [464] ST: 17 [432]	47-1/2 x 12-1/2 [1207 x 318]	31,000 - 45,000
PRIMO60, PRIMO60ST	71-1/2 [1816]	72-1/4 [1835]	71-1/2 [1816]	72-1/4 [1835]	30-9/16 [776]	48 [1219]	17-3/16 [437]	18-1/4 [464] ST: 17 [432]	59-1/2 x 12-1/2 [1511 x 318]	38,000 - 55,000
PRIMO72, PRIMO72ST	83-1/2 [2121]	84-1/4 [2140]	83-1/2 [2121]	84-1/4 [2140]	30-9/16 [776]	48 [1219]	17-3/16 [437]	18-1/4 [464] ST: 17 [432]	71-1/2 x 12-1/2 [1861 x 318]	41,000 - 61,000

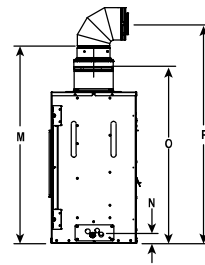
LEFT SIDE VIEW



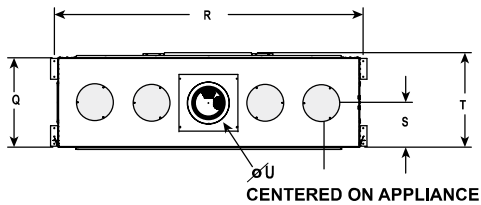
FRONT VIEW



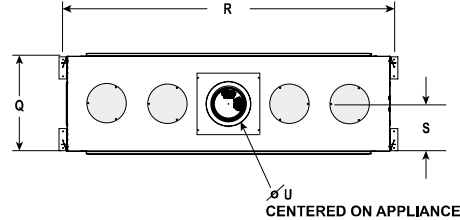
RIGHT SIDE VIEW



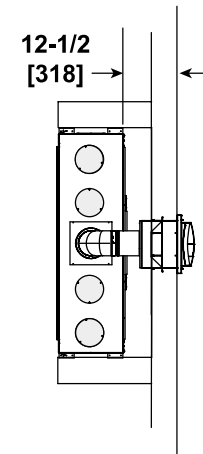
TOP VIEW - SEE-THROUGH



TOP VIEW - SINGLE-SIDED



3: Framing depth will vary if you are installing the low profile power vent (PVL-PSLP) with minimum vent configuration. 12-1/2" is needed from the back of the appliance to the outside of the exterior wall. Refer to manual for details.



Model	A	B	C	D	E	F	G	H	I	J	K	L	M	N	O	P	Q	R	S	T	U
PRIMO48, PRIMO48ST	30-9/16 [776]	2-5/16 [59]	7-11/16 [195]	2-13/16 [71]	4 [102]	23-13/16 [605]	8-1/4 [210]	3-1/2 [89]	51-1/16 [1297]	60-15/16 [1547]	13-3/8 [340]	9-3/8 [238]	39-1/2 [1003]	2-1/16 [52]	37 [940]	44-3/4 [1137]	17-3/16 [437]	59-1/2 [1511]	8-5/8 [219]	18-3/16 [462] ST: N/A	8 [203]
PRIMO60, PRIMO60ST	30-9/16 [776]	2-5/16 [59]	7-11/16 [195]	2-13/16 [71]	4 [102]	23-13/16 [605]	8-1/4 [210]	3-7/16 [87]	63-1/16 [1602]	72-15/16 [1853]	13-3/8 [340]	9-3/8 [238]	39-1/2 [1003]	2-1/16 [52]	37 [940]	44-3/4 [1137]	17-3/16 [437]	71-1/2 [1816]	8-5/8 [219]	18-1/8 [460] ST: N/A	8 [203]
PRIMO72, PRIMO72ST	30-9/16 [776]	2-5/16 [59]	7-11/16 [195]	2-13/16 [71]	4 [102]	23-13/16 [605]	8-1/4 [210]	3-7/16 [87]	75-1/16 [1907]	84-15/16 [2157]	13-3/8 [340]	9-3/8 [238]	39-1/2 [1003]	2-1/16 [52]	37 [940]	44-3/4 [1137]	17-3/16 [437]	83-1/2 [2121]	8-5/8 [219]	18-1/8 [460] ST: N/A	8 [203]

Dimensions are in inches and millimeters. Product information is not complete and is subject to change without notice. Product installation must adhere strictly to instructions shipped with product. We recommend measuring individual units at installation. Assumes the use of 1/2" sheetrock. NOTE: Combustible material should not cover the face.

Refer to installation manual for detailed specifications on installing this product. Heat & Glo® reserves the right to update units periodically. The flame and ember appearance may vary based on the type of fuel burned and the venting configuration used. Actual product appearance, including flame, may differ from product images.

## EFFICIENCIES

EnerGuide (CSA P.4.1-15) EnerGuide is a rating used in Canada to measure annual fireplace efficiency.




PRIMO48	PRIMO48ST	PRIMO60	PRIMO60ST	PRIMO72	PRIMO72ST
53.3% (NG), 53.3% (LP)	53.3% (NG), 53.3% (LP)	54.2% (NG), 55.7% (LP)	54.2% (NG), 55.7% (LP)	58.6% (NG)	58.6% (NG)

For complete information on this model, please contact us at:

**HEAT & GLO**

No one builds a better fire

Web: [heatnglo.com](http://heatnglo.com)  
Phone: (888) 427-3973  
E-mail: [info@heatnglo.com](mailto:info@heatnglo.com)

 [facebook.com/HeatandGlo](https://facebook.com/HeatandGlo)  
 [twitter.com/HeatandGlo](https://twitter.com/HeatandGlo)  
 [youtube.com/HeatandGlo](https://youtube.com/HeatandGlo)

HNG-1144U-0219

---

#### LIMITED LIFETIME WARRANTY<sup>4</sup>

The strongest in the industry, Heat & Glo<sup>®</sup> provides a limited lifetime warranty on the most important aspects: firebox and heat exchanger.

---

4: For full warranty details, go to [www.heatnglo.com](http://www.heatnglo.com).

Fireplace glass and other surfaces get extremely HOT and can cause severe burns if touched. Do not remove the protective safety screen from the front of the glass. Keep a safe distance away. To learn more visit [www.heatnglo.com/fireplacesafety](http://www.heatnglo.com/fireplacesafety)

